

4x4

ACE
Phantom

Backhoe Loader

Capacity : 1.1 cu.m. (Loader)/0.24 cu.m. (Excavator)
Engine : Kirloskar 4R1040, 96 HP

ACE INDIA'S NO. 1
CRANE BRAND


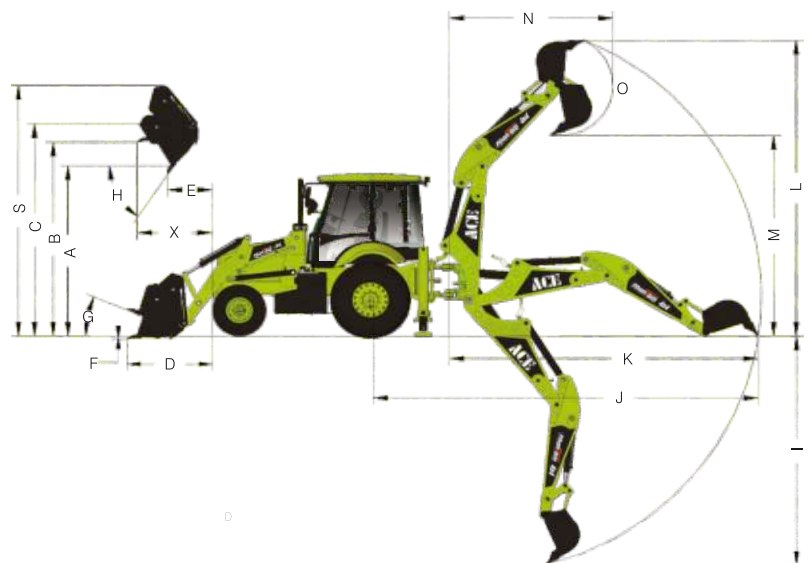
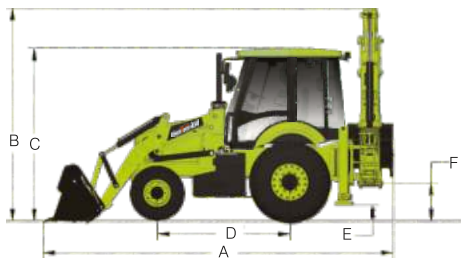
**Rugged Machine
for Tough Terrains**



Specifications

PhanTom (4x4)

Engine	KIRLOSKAR 4R1040TA (BS III) 4 cylinder, turbo charged, water cooled diesel engine delivering 96 HP @ 2200 rpm
Max Torque	377 Nm @ 1400 rpm
Transmission	Synchro shuttle transmission with torque converter & synchronised gear box. Single switch forward-reverse function for better loading application with 4 forward & 4 reverse speeds. Max speed 40 kmph
Axle	Front : Drive (In case of 4 WD) & Steer Axle, centrally pivoted Rear : Rigid axle with CARRARO planetary drive.
Steering	Hydrostatic steering for reliability and better control.
Brakes	Hydraulically actuated wet disc brakes at rear wheels with twin pedals in cabin for better control. Mechanically actuated disc brakes for parking.
Cabin	ROPS fully enclosed wide view cabin with easy entry and exit from the cabin.
Hydraulic System	Main Pump flow : 118 lpm Relief Pressure : 210 bar
Electrical System	12V Battery with negative earth and suitable alternator.
Turning Radius	<ul style="list-style-type: none">Without Brake 4.4 metresWith Brake 3.5 metres
Refill Capacities	<ul style="list-style-type: none">Hydraulic Tank: 90 ltrs.Fuel Tank: 150 ltrs.Engine Oil: 11.5 ltrs.Transmission & Torque Converter: 17 ltrs.Rear Axle (Planetary gear box): 3 ltrs.Differential Housing: 14.5 ltrs
Tyres	<ul style="list-style-type: none">Front 4WD : 12.5 / 80 – 18-12 PRRear - Standard 16.90 - 28 – 12 PR
Optional Equipment	<ul style="list-style-type: none">6-in-1 loader bucketRock BreakerExcavator bucket : 0.09 cu.m./ 0.12 cu.m. & 0.30 cu.m.Heavy Duty Tyres (14.00 x 25)A.C. CabinTelematics
Operating weight	8040 kgs.



Static Dimensions

A. OVERALL LENGTH	6.2 M
B. OVERALL HEIGHT	3.6 M
C. HEIGHT TO TOP OF CAB	2.9 M
D. WHEEL BASE	2.18 M
E. MIN GROUND CLEARANCE	0.35 M
F. SLEW GROUND CLEARANCE	0.66 M
WIDTH (OVER BUCKET)	2.50 M
TRACK WIDTH FRONT	1.84 M
TRACK WIDTH REAR	1.55 M

Loader Performance

A. DUMP HEIGHT AT 40°	2.76 M
B. LOADOVER HEIGHT	3.34 M
C. BUCKET PIN HEIGHT	3.63 M
D. REACH AT GROUND	1.77 M
E. REACH AT FULL HEIGHT BUCKET DUMPED (40°)	0.89 M
F. BELOW GROUND LEVEL DIG DEPTH	0.08 M
X. MAX. REACH AT FULL HEIGHT	1.22 M
G. ROLLBACK AT GROUND	44°
H. DUMP ANGLE	45°
LOADER BREAKOUT FORCE ARM	4950 kgf
PAY LOAD	1900 kg
LOADER BUCKET CAPACITY (STD)	1.1 cu.m

Excavator Performance

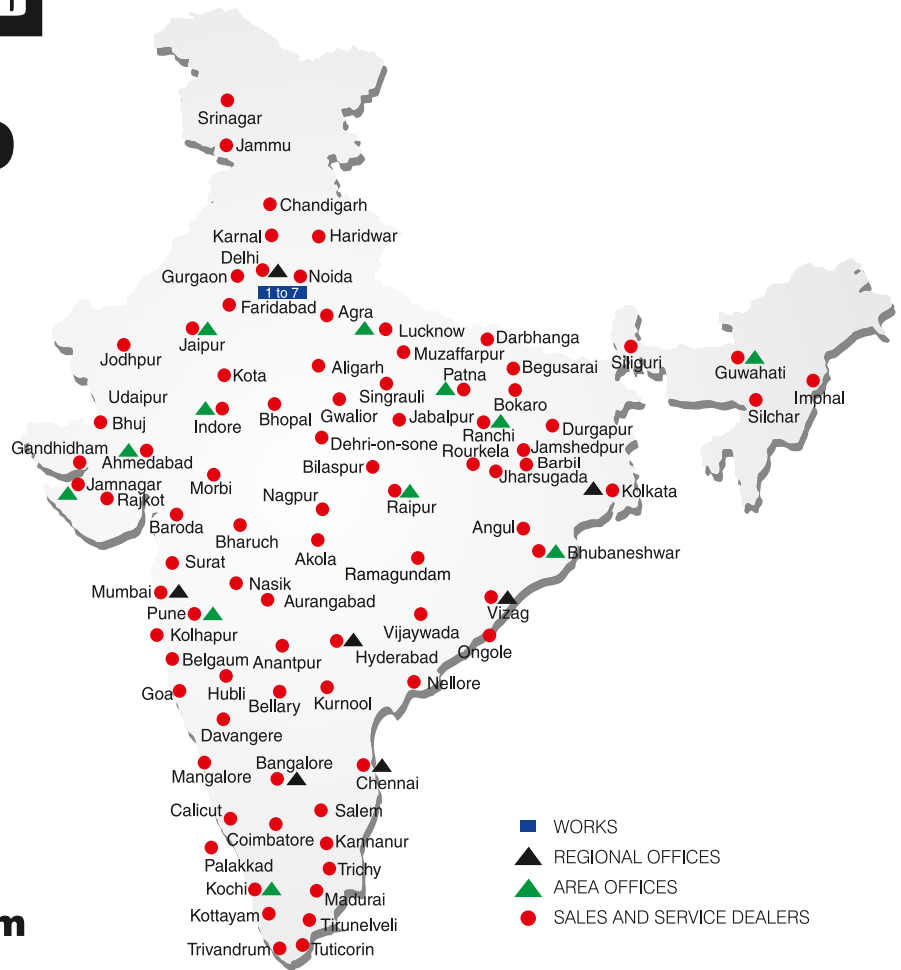
I. MAX. DIG DEPTH	4.25 M
J. REACH GROUND LEVEL TO REAR WHEEL CENTER	6.73 M
K. REACH GROUND LEVEL TO SLEW CENTER	5.50 M
L. MAX. WORKING HEIGHT	5.47 M
M. MAX. LOADOVER HEIGHT	3.79 M
N. REACH AT FULL HEIGHT TO SLEW CENTER	2.78 M
O. BUCKET ROTATION POWER	175°
P. SIDE REACH TO CENTER LINE OF MACHINE	5.59 M
Q. KING POST TRAVEL	0.9 M
R. REACH GROUND LEVEL TO STABILISER START POINT	4.45 M
S. FULL OPERATING HEIGHT	4.13 M
DIPPER TEAROUT FORCE	4000 kgf
EXCAVATOR BUCKET CAPACITY (STD)	0.24 cum

BUILT TO PERFORM



**RELIABLE AND
DEPENDABLE
EFFICIENCY**

NETWORK



**Toll Free Help Line
1800 1800 004**

www.ace-cranes.com

MARKETING H.Q.

4th Floor, Pinnacle
Surajkund, NCR-121009
Ph. : +91-129-4550000
Fax : +91-129-4550022
E-mail: marketing@ace-cranes.com

REGISTERED OFFICE

Dudhola Link Road, Dudhola
Palwal-121102, Haryana
Ph.: +91-1275-280111
Fax: +91-1275-280133
CIN : L74899HR1995PLC053860

MUMBAI OFFICE

31, "Kalpataru Court"
Chembur, Mumbai - 400074
Ph.: +91-22-25206846, 25207070
Fax: +91-22-25207071
E-mail: acemumbai@ace-cranes.com

KOLKATA OFFICE

"Forma Towers" 84-A, Second Floor
AJC Bose Road, Kolkata - 700014
Ph.: +91-9038070630
E-mail: acekolkata@ace-cranes.com

CHENNAI OFFICE

1st Floor, "Alsa Regency", 165
Eldams Road, Alwar Pet
Chennai - 600018
Ph.: +91-44-24314253
Fax: +91-44-24314252
E-mail: acechennai@ace-cranes.com

HERE TO SERVE YOU.

SPARE PARTS & SERVICE

ACE has all India Sales and Service network operating out of all the major cities. These outlets are fully equipped to provide genuine spare parts and services by company trained engineers. These outlets are further supported by company officials based at Delhi, Mumbai, Chennai, Kolkatta, Ahmedabad, Surat, Pune, Jaipur, Chandigarh, Ranchi, Raipur, Indore, Bhubneshwar, Lucknow, Jamnagar, Hyderabad, Bangalore, Guwahati, Patna, Vizag & Kochi.



Action Construction Equipment Ltd.

Contact:



ACE reserves the right to alter any specifications without prior notice. Dimensions, weights & capacities mentioned herein are variable by ± 5%. Accessories if shown are not part of the Standard Equipment.